



BY THE SEA NOTO

ALL YOU NEED TO KNOW ABOUT BY THE SEA NOTO





〒927-0442 石川県鳳珠
郡能登町字波並 2 0 - 9
5 - 2 (能登パンの上)

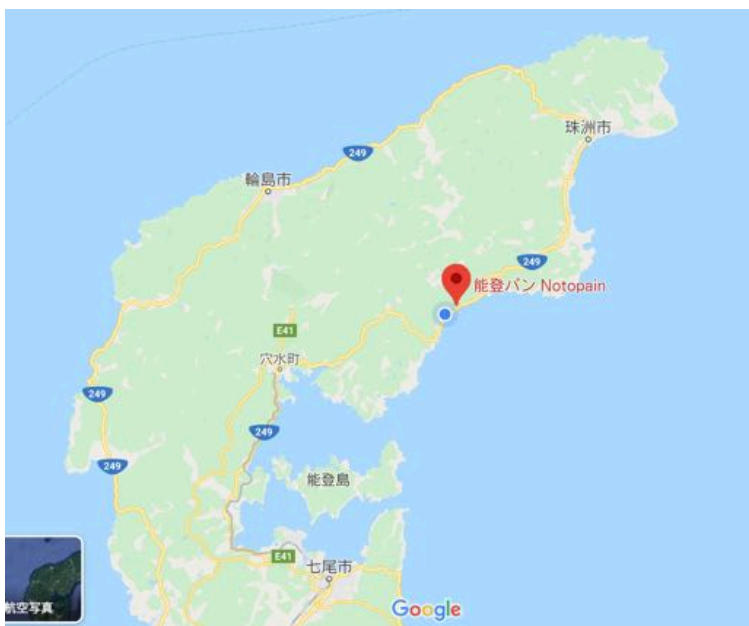
address

**20-95-2HANAMI NOTOCHO
HOUSUGUN**

ISHIKAWA 927-0442

(Above Noto Pain Bakery)

**[https://goo.gl/maps/
TmR3pe1TVXqNdms3A](https://goo.gl/maps/TmR3pe1TVXqNdms3A)**



BY THE SEA NOTO

←穴水側から249号を来ると

From Anamizu

HERE



HERE ここ



HERE ここ



NEXT TO SANNAMI POST OFFICE

三波郵便局の隣





↑さんなみバス停の前



駐車場 CARPARK



入り口はこちら Entrance is here



←入り口はこちらENTRANCE IS HERE